

I-120RS

IMPACT CRUSHER



STRONG **HERITAGE**, STRONG **FUTURE**

 **FINLAY**®
A TEREX BRAND

I-120RS

IMPACT CRUSHER



The Finlay® I-120RS mobile impact crusher shapes the future through innovation. This new generation impact crusher with redefined style and advanced technological design gives improved material flow and production capabilities in quarrying, mining, demolition and recycling applications.

Incorporating the Terex® CR038 impact chamber with direct drive and advanced electronic control system the machine provides operators with high material reduction ratios and produces a consistent product shape.

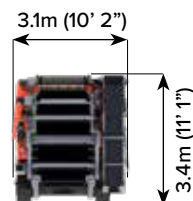

A key component of the machine is the on-board innovative quick detach 3.66m x 1.53m (12' x 5') two deck screen. For applications not requiring recirculation of materials for further processing or stockpiling the complete screening and recirculating system can be quickly detached from the machine.

The high productivity, ease of maintenance and operation makes the machine an ideal solution for large scale producers and contract crushing operators.

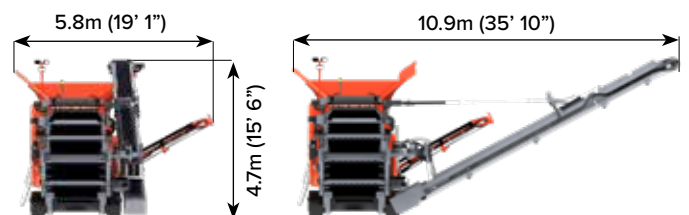
FEATURES:

- The ease of material flow through the machine has greatly improved with each component of the machine increasing in width as the material moves through the machine.
- Fully hydraulic apron setting assist provides convenient and efficient adjustment of the aprons
- Heavy duty vibrating feeder (VGF) with integrated prescreen removes dirt fines and sizes bypass material for reprocessing.
- Quick on-board detachable recirculating system including large 3.66m x 1.53m (12' x 5') two deck screen.
- Recirculating conveyor can be rotated from closed loop configuration or utilized for stockpiling making an additional oversized product.

TRANSPORT DIMENSIONS



WORKING DIMENSION



MACHINE WEIGHT:

48,150kg (106,153lbs*)
(*VGF, Hopper Extensions & Heavy Duty Magnet)

1. HOPPER / FEEDER

Capacity: 5m³ (6.5 yd³)

With Extensions: 8m³ (10.4 yd³) 4m (13' 1") rear feed width with hydraulic folding hopper extensions

Hydraulic locking

2. BY-PASS CONVEYOR

Belt Width: 650mm (26")

Max. achievable discharge height target approx. 2.5m (8'2")

Stockpile capacity: 18.1m³ (23.7yd³)

3. IMPACT CHAMBER

Rotor diameter: Ø1033mm (41")

Rotor width: 1100mm (44")

Inlet opening: 1130mm (45") x 800mm (32")

Direct drive via 'V' belts

4. RE-CIRCULATING CONVEYOR

Belt Width: 500mm (20")

Screen Angle: Fixed

Conveyor can be hydraulically rotated between re-circulation mode and stockpile mode

5. MAIN CONVEYOR

Belt Width: 1.1m (44")

Discharge Height: 3.5m (11' 5")

Hydraulic lowering for transport

Full length belt standard

6. SCREENBOX

Both decks: 3.66m x 1.53m (12' x 5')

Drive: hydraulic with heavy duty bearing

Screen can be lowered for mesh changing and general service access

Complete RS System can be quick detached if not required

7. FINES CONVEYOR

Belt Width: 1.4m (55")

Discharge height: 3m (9' 10")



T-LINK TELEMATICS

T-Link telematics hardware and software along with free seven year data subscription are fitted and installed as standard.





The material in this document is for information only and is subject to change without notice.

Finlay® assumes no liability resulting from errors or omissions in this document, or from the use of the information contained herein.

Due to continual product development we reserve the right to change specifications without notice. Product performance figures given in this brochure are for guidance purposes only, this information does not constitute an expressed or implied warranty or guarantee, but shows test examples. These results will vary depending on application. Photographs are for illustrative purposes only; some or all of the machines in the illustrations may be fitted with optional extras. Please check with your Dealer for details on optional extras.

Published and Printed in 2022

www.terex.com/finlay

E: sales@terexfinlay.com

T: +44 28 82 418 700

